

Scaled data based on original data using
LM-79-08 Approved Method: Electrical and Photometric Measurements of Solid-
State Lighting Products

Test Report Prepared for
Cooper Lighting Solutions
(formerly Eaton)

Brand: INVUE

Report Number: P672853

Luminaire Tested: **CCP-SA-1B-760-U-RW**

Issue Date: 04/16/2023



Test Information

Test Method: LM-79-08
Report Number: P672853
Test Lab: INNOVATION CENTER(G2)
Issue Date: 04/16/2023
Manufacturer: COOPER LIGHTING SOLUTIONS (FORMERLY EATON)
Product Line: INVUE
Catalog Number: CCP-SA-1B-760-U-RW
Description: INVUE CLEAR CURVE POLE MOUNT LIGHT SQUARE LUMINAIRE @450mA w/ RW distribution lens
Light Source: (16) 5700K CCT, 70 CRI LEDs
Ballast/Driver: ELECTRONIC DRIVER

Summary

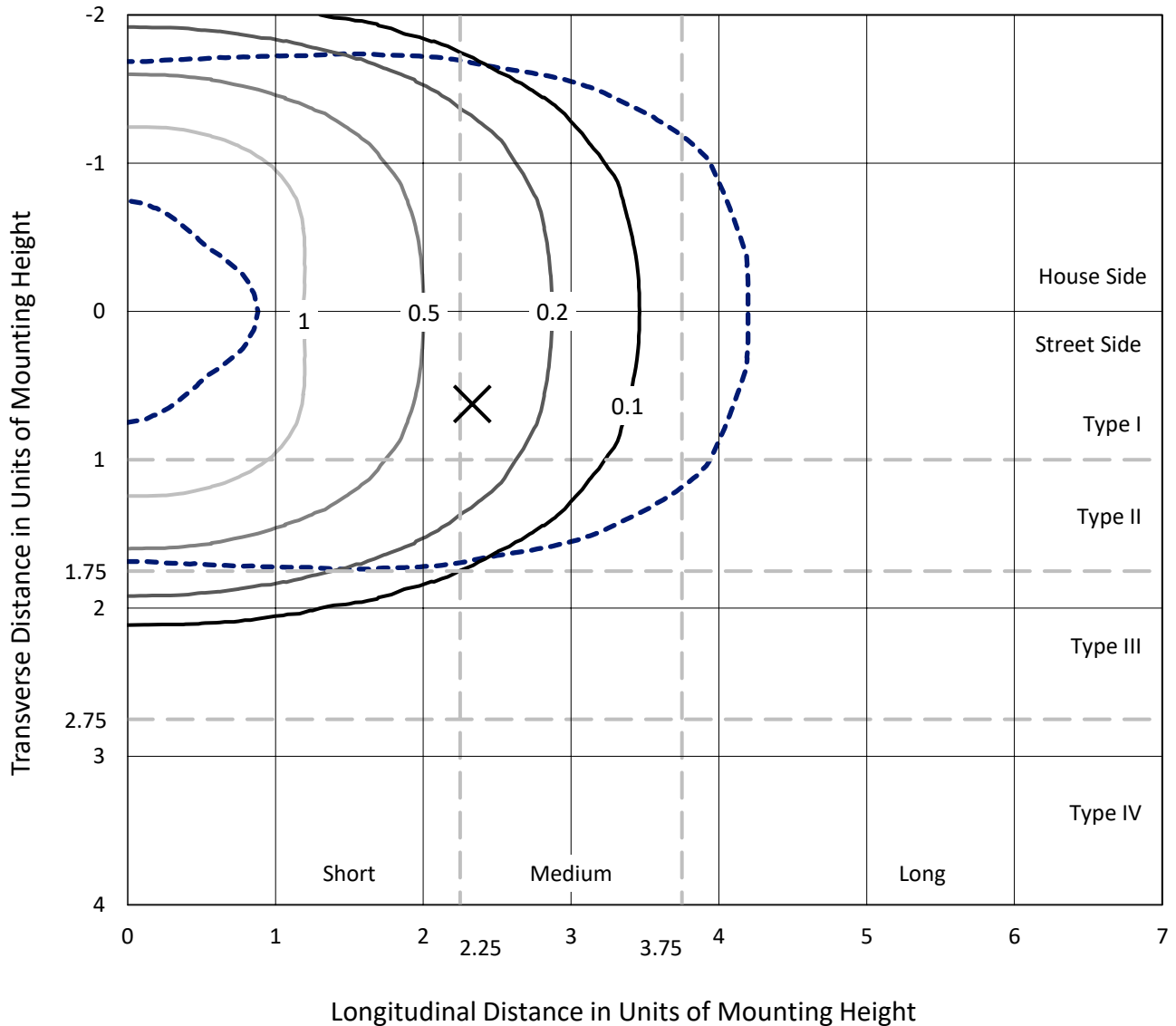
Lumens per Lamp: N/A
Luminaire Lumens: 3593.6 lumens
Efficiency: N/A
Efficacy: 149.7 lumens/watt
Luminous Opening: Rectangular (W 1' x L: 0.5' x H: 0')
IES Classification: Type II - Medium
BUG Rating: B2 - U0 - G2

Input Watts (W): 24
Input Voltage (V): 120
Input Current (Ain): NR
Voltage Rise (V): NR
Power Factor: NR
Total Harmonic Distortion (THDi): NR
Frequency (hertz): 60
Stabilization Time: NR
Operation Time: NR
Ambient Temperature (°C): NR
Test Distance: 25 FT

REPORT NUMBER: P672853
 CATALOG NUMBER: CCP-SA-1B-760-U-RW

Iso-Footcandle Lines of Horizontal Illumination

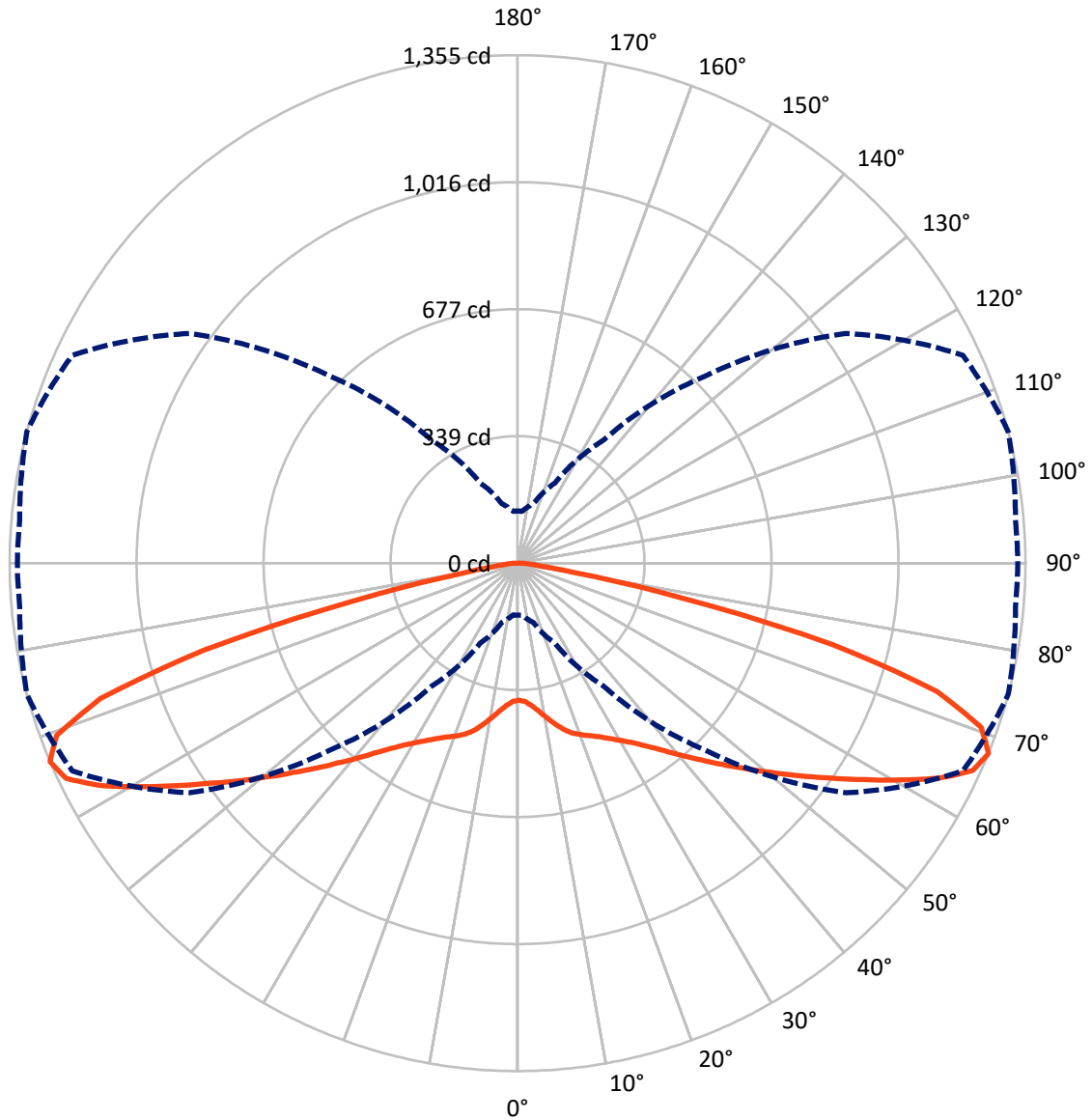
× Max cd
 - - - 1/2 Max cd



Based on 15 foot mounting height. Maximum calculated value = 1.9 fc
 Type II - Medium - N/A

REPORT NUMBER: P672853
CATALOG NUMBER: CCP-SA-1B-760-U-RW

Luminous Intensity Polar Plot



— Vertical Plane Through 75-Deg Lateral - - - Horizontal Cone Through 67.5-Deg Vertical

REPORT NUMBER: P672853

CATALOG NUMBER: CCP-SA-1B-760-U-RW

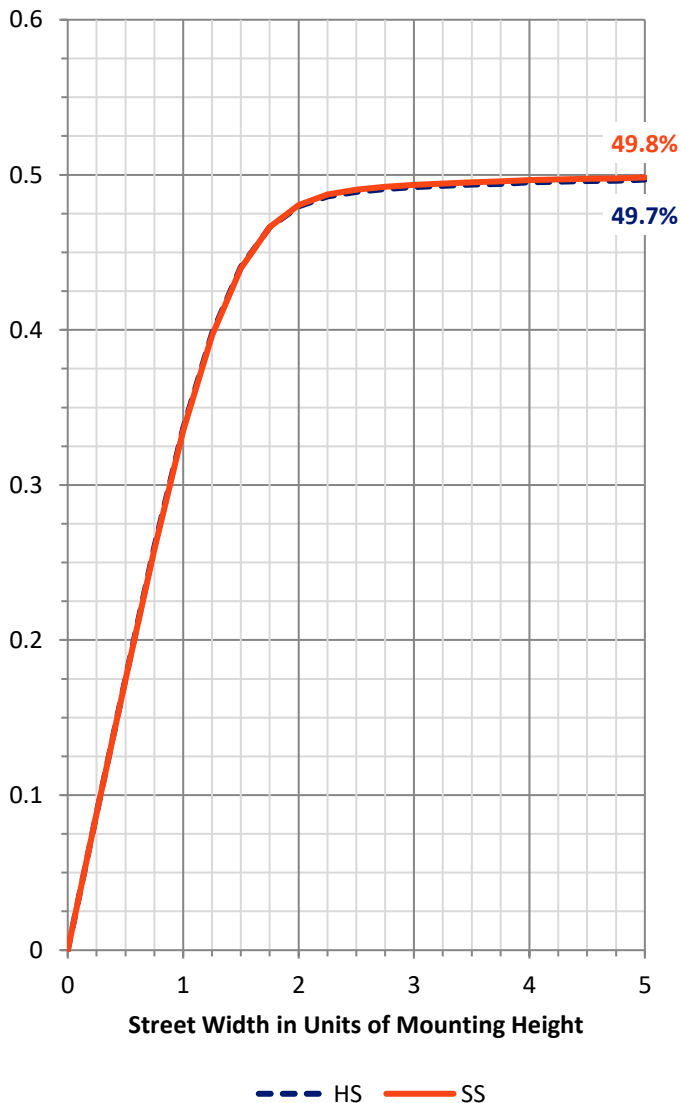
FLUX DISTRIBUTION:

		Downward	Upward	Total
House Side	Lumens	1796.8	0.0	1796.8
	% Fixture	50.0	0.0	50.0
Street Side	Lumens	1796.8	0.0	1796.8
	% Fixture	50.0	0.0	50.0
Total	Lumens	3593.6	0.0	3593.6
	% Fixture	100.0	0.0	100.0

Coefficient of Utilization

ZONAL LUMENS:

Zone	Lumens	% Fixture
0°-10°	36.2	1.0
10°-20°	121.9	3.4
20°-30°	238.0	6.6
30°-40°	410.6	11.4
40°-50°	665.1	18.5
50°-60°	904.6	25.2
60°-70°	834.5	23.2
70°-80°	349.2	9.7
80°-90°	33.3	0.9
90°-100°	0.0	0.0
100°-110°	0.0	0.0
110°-120°	0.0	0.0
120°-130°	0.0	0.0
130°-140°	0.0	0.0
140°-150°	0.0	0.0
150°-160°	0.0	0.0
160°-170°	0.0	0.0
170°-180°	0.0	0.0
0°-90°	3593.6	100.0
0°-180°	3593.6	100.0



REPORT NUMBER: P672853

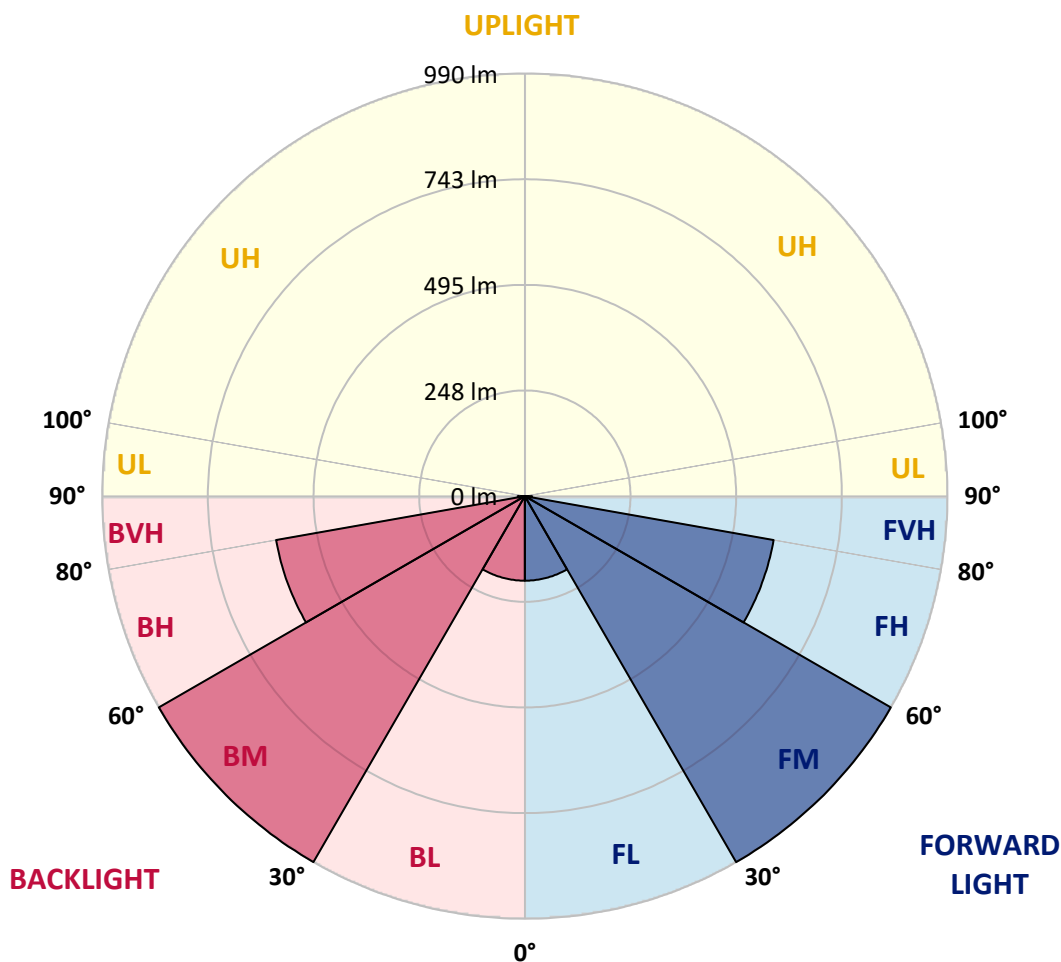
CATALOG NUMBER: CCP-SA-1B-760-U-RW

LUMINAIRE CLASSIFICATION SYSTEM LUMEN TABLE AND BUG RATING:

Zone	Lumens	% Fixture	Zone Rating/Lumen Limit		
			B	U	G
FL (0°-30°)	198.1	5.5			
FM (30°-60°)	990.2	27.6			
FH (60°-80°)	591.9	16.5			G0/660
FVH (80°-90°)	16.7	0.5			G1/100
BL (0°-30°)	198.1	5.5	B1/500		
BM (30°-60°)	990.2	27.6	B1/1000		
BH (60°-80°)	591.9	16.5	B2/1000		G2/1000
BVH (80°-90°)	16.7	0.5			G1/100
UL (90°-100°)	0.0	0.0		U0/0	
UH (100°-180°)	0.0	0.0		U0/0	

BUG Rating: B2-U0-G2

Type II Medium





REPORT NUMBER: P672853
 CATALOG NUMBER: CCP-SA-1B-760-U-RW

CANDELA DISTRIBUTION (FULL):

	0°	5°	15°	25°	35°	45°	55°	65°	75°	85°	90°
0°	365.6	365.6	365.6	365.6	365.6	365.6	365.6	365.6	365.6	365.6	365.6
2.5°	363.3	363.3	364.3	365.6	366.1	367.1	367.4	367.4	369.0	368.7	369.0
5°	362.2	362.2	364.0	366.4	369.0	372.1	375.2	377.0	380.8	381.6	381.9
7.5°	363.3	363.5	366.1	370.0	374.4	380.1	386.0	390.9	397.4	399.7	401.2
10°	367.1	367.4	370.8	376.2	382.9	391.2	399.7	407.4	417.8	422.4	423.2
12.5°	373.1	373.3	378.3	387.0	396.6	406.9	416.5	426.3	439.2	446.2	447.8
15°	382.1	381.4	389.1	402.0	415.5	428.4	436.9	446.5	460.2	469.2	471.5
17.5°	394.5	395.0	404.6	421.1	437.7	450.9	459.4	464.8	476.7	486.0	488.3
20°	410.0	412.4	424.5	443.6	463.0	477.0	482.9	482.1	488.8	496.8	498.7
22.5°	432.0	433.5	448.3	469.7	491.9	506.4	508.7	500.2	499.9	505.1	507.4
25°	457.8	459.1	474.6	499.4	522.9	538.2	535.9	521.1	513.4	513.6	515.2
27.5°	488.1	490.6	506.7	532.0	556.3	570.2	566.9	545.4	530.2	525.5	524.5
30°	527.3	530.2	546.5	570.7	592.2	604.6	599.4	572.3	549.6	541.8	540.3
32.5°	578.5	578.2	595.0	618.5	633.5	641.5	631.5	600.7	572.0	561.7	559.6
35°	631.2	633.8	650.3	673.1	684.4	684.9	668.9	634.3	600.2	582.4	578.5
37.5°	690.6	691.9	711.0	732.5	740.0	735.8	712.1	673.6	634.3	615.4	608.7
40°	751.6	752.9	775.1	795.8	804.0	794.2	763.0	717.0	674.6	653.9	650.1
42.5°	808.2	811.5	836.3	860.6	868.6	857.3	819.5	764.5	717.2	697.3	692.2
45°	855.2	858.8	886.7	917.7	931.9	922.6	880.0	818.0	766.3	744.9	736.1
47.5°	890.6	895.3	925.0	962.2	989.8	988.0	944.3	874.6	819.0	793.7	785.7
50°	914.9	919.8	951.8	991.9	1033.5	1047.4	1009.7	937.1	877.7	849.3	843.8
52.5°	916.7	921.1	957.8	1007.6	1063.2	1093.9	1074.0	1003.0	942.3	912.8	908.9
55°	876.4	879.5	928.3	994.7	1075.3	1129.6	1132.7	1074.8	1011.3	981.5	979.7
57.5°	783.9	788.3	846.7	934.5	1055.2	1152.6	1183.6	1150.0	1089.3	1061.4	1059.8
60°	633.3	638.9	705.6	822.4	982.3	1146.6	1226.7	1220.5	1174.5	1147.4	1146.4
62.5°	446.7	448.8	518.3	647.0	839.7	1083.6	1247.7	1289.3	1262.9	1235.5	1237.1
65°	262.5	265.3	316.2	432.0	636.9	938.7	1211.5	1337.1	1333.7	1308.6	1311.2
67.5°	138.7	138.7	164.3	236.1	400.5	702.8	1067.6	1310.7	1354.6	1332.7	1334.0
70°	95.9	95.6	100.2	118.6	193.5	435.6	798.6	1172.7	1312.0	1303.7	1307.1
72.5°	81.1	80.6	80.9	83.5	98.4	196.9	485.0	903.3	1169.6	1182.3	1185.1
75°	71.1	70.3	69.8	69.2	70.5	89.4	221.2	557.3	867.1	946.7	945.1
77.5°	61.2	60.7	60.2	58.4	56.3	58.6	90.4	250.6	445.9	526.3	520.6
80°	50.4	50.4	51.2	48.6	44.7	43.1	54.0	93.5	148.0	154.5	142.1
82.5°	39.5	39.5	43.4	39.8	35.1	31.3	37.5	49.9	60.2	48.8	39.8
85°	27.9	28.2	36.2	33.1	27.1	18.1	23.3	29.7	33.8	21.4	16.8
87.5°	11.4	12.1	22.5	17.8	17.1	9.0	10.9	13.2	16.8	9.0	7.2
90°	0.0	0.0	0.0	0.0	0.0	0.0	0.0	0.0	0.0	0.0	0.0

(END OF REPORT)